

**Commission on the Status of Women
Fifty-fourth session
New York, 1-12 March 2010**


INTERACTIVE EXPERT PANEL

Women's economic empowerment in the context of the global economic and financial crisis

Policy responses at times of (global job) crisis:
Women's access to employment and decent work*


Submitted by

**Rania Antonopoulos
Director of the Gender Equality and the Economy Programme
Levy Economics Institute of Bard College**



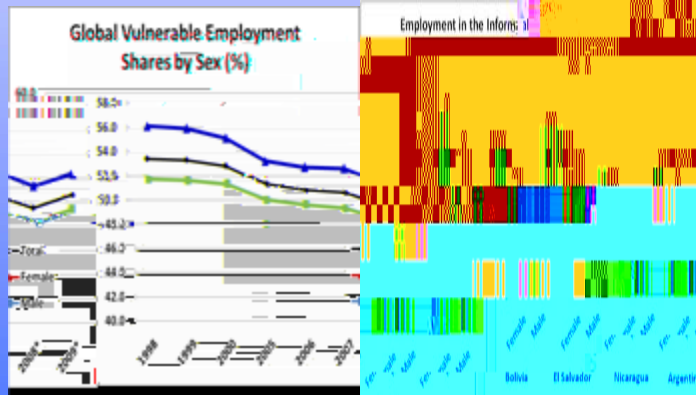
Note: Author's calculations.
* 2009 are preliminary estimates.

Source: ILO, Global Employment Trends, January 2010 and KILM indicators (KILM 8-13).

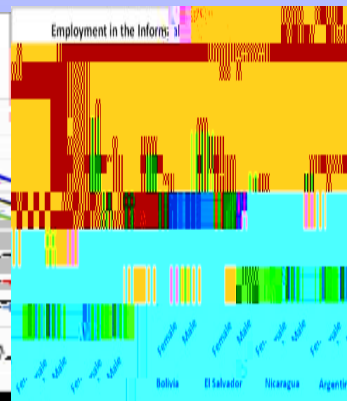


Note: Author's calculations; * 2009 are preliminary calculations

Source: ILO, Global Employment Trends, January 2010 and KILM indicators (KILM 8-13).

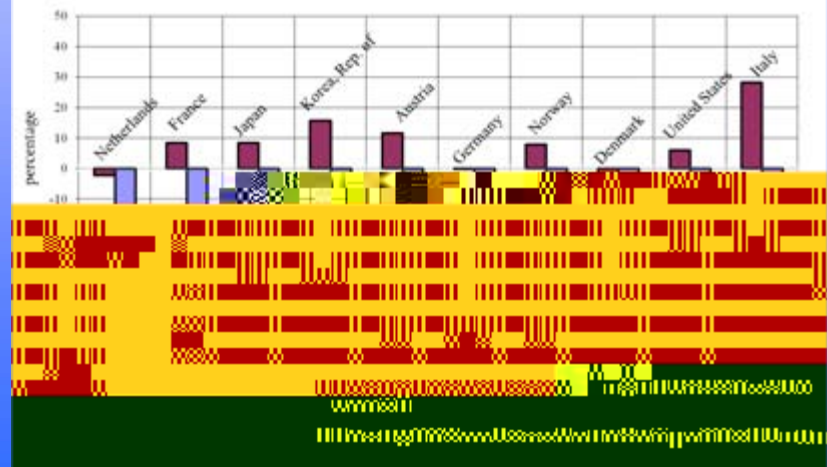


Note: Author's calculations; * 2008 and 2009 are preliminary estimates. 2009 estimate Corresponds to ILO's Scenario 2. See Annex 4 in Global Employment Trends (GET), Jan. 2010 for a detailed explanation on different scenarios indicators (KILM 7)



Note: Years are 2000, 2002 and 2005 for Bolivia El Salvador and Nicaragua; 1991, 1995, 2001 for Argentina; 1990, 1991 and 2001 for Brazil; 1991, 1995 and 2005 for Mexico Source: ILO,

Total Workload - Earnings Gap: Selected OECD Countries



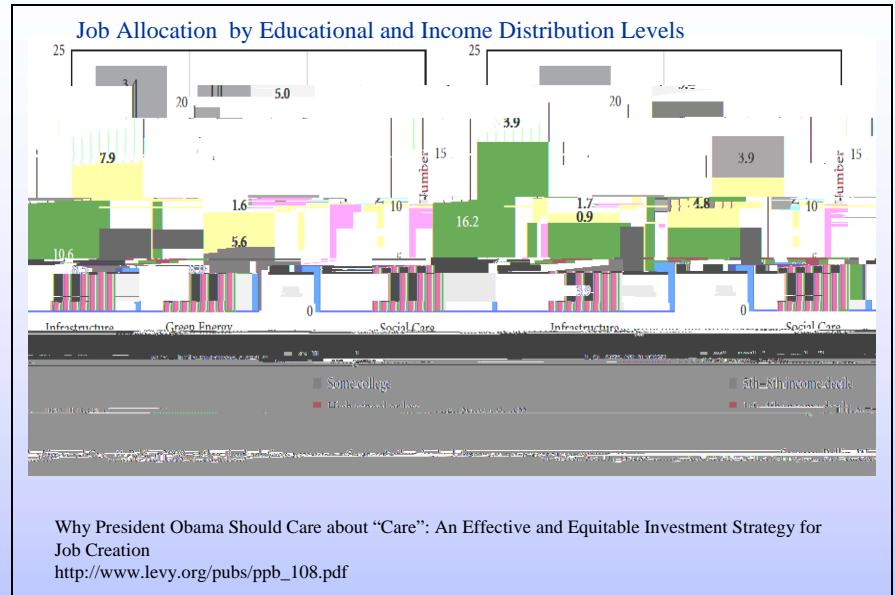
Impact of Public Employment Guarantee Strategies on Gender Equality and Pro-poor Development: South Africa and India”

The Levy Economics Institute /UNDP

<http://www.levy.org/pubs/UNDP-Levy/EGS.html>

Why President Obama Should Care about “Care”: An Effective and Equitable Investment Strategy for Job Creation

http://www.levy.org/pubs/ppb_108.pdf



EPWP Intervention - Direct job creation

(# of annual jobs - 240 working days)

Types of Intervention (9.29 bn)	Male	Male	Female	Female	Total
---------------------------------	------	------	--------	--------	-------



GDP, Tax, and Income change by household type					
Types of				ULTRA	NON
Intervention (9.29 bn)	GDP	TAX	POOR	POOR	POOR
Social sector	1.8%	1.5%	5.6%	9.2%	1.3%
Double 60 40	2.1%	1.5%	9.3%	16.2%	1.3%
Working for Water	2.1%	1.6%	5.5%	9.0%	1.7%
Water reticulation	1.7%	1.3%	2.8%	4.3%	1.3%
McCord L	1.7%	1.5%	4.4%	7.2%	1.3%
McCord M	1.4%	1.5%	2.0%	2.8%	1.2%